

God's promise from long ago

Matthew 1 v 1-18

When is your birthday? God planned the time for you to be born. And God knew exactly when his Son, Jesus, was going to be born. He had planned it even before he made the world!

God planned every person in Jesus' family. He planned who his mummy and brothers would be. He planned who his grannies and granddads would be. He planned every person before them, stretching back and back and back. Right back to the beginning.

A long, long time before Jesus was born, there was someone in Jesus' family called David. Have you heard of David? He was a great king. The one who beat the giant,

Goliath! God promised David that one day, he would send the best King of all.

There was someone else in Jesus' family called Abraham. He lived a long, long time before Jesus, and a long time before David too. And all that time ago, God made another amazing promise. He promised that one day, someone in this family would put right everything that is wrong with this world.

And now, the time had come! The wonderful, exciting, amazing moment had arrived when God's promised King would be born. The King who is greater than King David. The King who would put everything right. King Jesus!

Gingerbread family tree

Before he made the world, God knew who Jesus' mummy, grannies and granddads would be. Wow!

Pray: Father God, thank you that sending Jesus as the rescuing King has been your wonderful plan since the very beginning. Amen.

Ingredients (for 20 small people)


- 350g/2 $\frac{3}{4}$ cups plain or all-purpose flour
- 2 tsp ground ginger
- 1 tsp bicarbonate of soda/baking soda
- 100g/ $\frac{1}{2}$ cup butter
- 175g/ $\frac{4}{5}$ cup soft light brown sugar
- 1 egg
- 4 tbsp molasses or golden syrup
- Icing pen

- Small coloured sweets/candies to use as buttons e.g. Smarties/M&M's (about 40)

Equipment

- Mixing bowl
- Wooden spoon
- Rolling pin
- Small boy and girl cookie cutters
- 2 cookie or baking sheets, greased and lined with parchment
- Fish slice/spatula
- Cooling rack


Time needed
45 mins




! Preheat the oven to 180°C/350°F/gas 4. Mix the flour, ginger and bicarbonate of soda together in the bowl. Rub in the butter using your clean fingers (see page 7).

Stir in the sugar. Crack the egg into the bowl and add the molasses or golden syrup. Give it a good stir to make a firm dough (you might need to use your clean hands).

Sprinkle a clean surface with flour and roll the mixture to 1/2 cm/1/4" thick (see page 7). Cut out people with your cutters and place them on the baking sheets.



! Bake the gingerbread people in the oven for 10-12 minutes. Let them cool on the baking sheet for a few minutes before transferring them to the cooling rack with the fish slice/spatula.



5. When they are cool, use the icing pen to draw on faces, and stick 'buttons' in place. Place all your gingerbread people in a long line. Take a photo so that, whenever you eat one, you can remember God's amazing plan.

Time-saver
Buy ready-made gingerbread men and icing pens

While you cook...

- What did God plan before he made the world?
- Who were some of the people in Jesus' family?
- What did God promise Abraham and King David about someone in their family?



While you eat...

Talk about the fact that God planned Jesus' family stretching right back to the beginning. Isn't God amazing!