

THE ACTION BIBLE®

BIBLE

SAMPLER!



• Mazes • Cyphers • Puzzles • Trivia • Crafts •

• Dot2Dot •

• Crosswords •

ACTIVITY BOOK

Coloring Pages

Word Searches

for
Kids!
Ages 6-106

150



THE ACTION BIBLE ULTIMATE ACTIVITY BOOK FOR KIDS
Published by David C Cook
4050 Lee Vance Drive
Colorado Springs, CO 80918 U.S.A.

Integrity Music Limited, a Division of David C Cook
Brighton, East Sussex BN1 2RE, England

DAVID C COOK®, the graphic circle C logo and related
marks are registered trademarks of David C Cook.

All rights reserved. Except for brief excerpts for review purposes,
no part of this book may be reproduced or used in any form
without written permission from the publisher.

All Scripture quotations are taken from the Holy Bible, New International Version®, NIV®.
Copyright © 1973, 2011 by Biblica, Inc.™ Used by permission of Zondervan. All rights
reserved worldwide. www.zondervan.com. The “NIV” and “New International Version” are
trademarks registered in the United States Patent and Trademark Office by Biblica, Inc.™

ISBN 978-0-8307-8809-5

© 2025 David C Cook

Illustrations © 2025 Sergio Cariello

Some artwork adapted from *The Action Bible*®, published by David C Cook in 2010,
2020 © David C Cook (text) and Sergio Cariello (illustrations), ISBN 978-0-8307-7744-0

Illustration and Design: Sergio Cariello, Rhion Magee, Brian Mellema,
Macy Bennett, Susan Murdock, Chris Beaumont, Dale Myers
Writing and editorial: Brock Eastman, Marianne Hering,
Stephanie Bennett, Judy Gillispie
Cover Designer: Jason Jones

Printed in China
First Edition 2025

1 2 3 4 5 6 7 8 9 10

021025

PEEK INSIDE NOAH'S ARK


SEE THE STORY IN
ACTION

"RAINY DAYS"
PAGE 30

THE ACTION
BIBLE

What happened when God told Noah to build an ark? Noah did it!
How did the animals get on the boat?
God did it!

God gathered the animals and sent them two-by-two
to board the ginormous floating zoo.




EXPERIENCE THE

STORY

SCAN THE QR CODE



Want to know what it might have been like to live on the ark? Shine a flashlight through the back of the next page to find out.



DID YOU KNOW?

The ark was a bit longer than a football field and half as wide. It stood three stories tall.

Where is Noah going to keep all the bees?



I think in the ark-hives.

I hope Noah installed flood lights.

Yeah, or we'll all be in d'ark.

JACOB VERSUS ANGEL

How long did Jacob wrestle an angel?
ALL. NIGHT. LONG. At dawn, Jacob still had hold of the angel. (Who does that?!) Jacob demanded a blessing—and got one, along with a hurt hip and a new name: Israel. Color in this amazing battle scene.





PRINCE OF EGYPT

Fill in the grid on the next page using the special code below, and you'll reveal a Bible hero.

TAN	YELLOW	BROWN	DARK BLUE			LIGHT BLUE
C22-C25	C26	F42	A17-A22	G20-G25	M16	B19
C27-C29	D26	G42	B17	G32	M40	C18
D21-D25	G5	H5-H7	B22	G40	N4	D18
D27	G7	H20-H22	C15-C16	H4	N8	E15
E21-E24	H3	H42	C22	H8	N10	E18
E27-E28	H9	I8	D13-D14	H10	N15	E32-E33
F41	I9	I20-I22	D20	H15	N40	F16-F19
G41	J2-J3	I42	D31-D34	H40	O4	F29-F32
H41	J11	J5	E12	I2-I4	O6	G12
I5-I7	J20-J28	J7	E20	I10-I11	O8-O9	G26-G31
I23-I29	K11-K12	J9	E29-E31	I16	O14	G33
I41	K20	K7	E34-E40	I40	O16-O19	H13
J6	K22-K29	K9	F5-F7	J1	O23-O25	H23-H29
J8	L2-L3	K21	F11	J4	O40	H30-H39
J10	L11	L5	F13	J17	P5-P7	I14
K5-K6	L20-L28	L7	F20-F21	J40	P26-P28	I17
K8	M9	L9	F25-F28	K1-K4	P40	J12
K10	N3	M8	F33	K18	Q29-Q40	J15
L6	N9	M20-M22	F40	K40	R14	J18-J19
L8	O5	M42	G4	L1	R22	J30-J39
L10	O7	N5-N7	G6	L4	S15-S16	K13
M5-M7	P14	N20-N22	G8-G9	L17	S20-S21	K16
M41	Q14	N42	G11	L40	T17-T19	L12
N41		O42	G14	M2-M4		L15
O41		P42	G16-G19	M10-M11		L18-19
P9-P13						I29-I30
P15-P20						
P41						
Q11-Q13						
Q15-Q21						
R12-R13						
R17-R20						



	A	B	C	D	E	F	G	H	I	J	K	L	M	N	O	P	Q	R	S	T
1																				
2																				
3																				
4																				
5																				
6																				
7																				
8																				
9																				
10																				
11																				
12																				
13																				
14																				
15																				
16																				
17																				
18																				
19																				
20																				
21																				
22																				
23																				
24																				
25																				
26																				
27																				
28																				
29																				
30																				
31																				
32																				
33																				
34																				
35																				
36																				
37																				
38																				
39																				
40																				
41																				
42																				

Scan the QR code for another Bible hero grid!





BASKET WEAVING 101

A tisket, a tasket, a baby in a basket ...
Moses's mother and sister got to work to protect the youngest member of the family from certain death.

Make this fantastic basket, and use it as a reminder of God's protection over your family and friends.



LISTEN UP! This craft takes 2 days to make.

GATHER

- 1-cup round plastic or glass container (such as a yogurt or sour cream container or a glass storage cup)
- white craft glue—lots of it
- jute string, about 25 to 30 feet
(Yarn works too, but it soaks up double the amount of glue and takes an extra coat of glue to stiffen the basket.)
- plastic wrap
- 1-inch paint brush (or just use your fingers)
- blank piece of paper
- pencil
- scissors

GO

DAY 1


1. Create a craft space that won't be ruined by spilled glue.
2. Cover the outside of the container with plastic wrap. Set it upside-down on your craft space.
3. Squeeze a large dab of glue on the flat part (the outside of the bottom) of the container.



4. Coil some jute to about an inch in diameter.



5. Press the coil into the dab of glue. Squeeze more glue around the coil's edges.



6. Circle more jute around the coil to increase the diameter of the coil.
7. Push each strand of the coil tightly against the one next to it.
8. Pay special attention to the coils that transition to the side. Use lots of glue and press firmly.



9. Repeat steps 4, 5, and 6 until you reach the bottom (which used to be the top) of the container.
10. Snip the end of the jute with scissors and glue it down.
11. Paint over top of the entire basket with a lot of glue. You can also smear it with your fingers. The basket should now be white.
12. Let it dry overnight.
13. Repeat steps 10 and 11 if the basket seems flimsy.
14. Lift the basket off the plastic and show it off!



DID YOU KNOW?


Moses's mother, Jochebed, covered her basket in pitch, a coating of tar or tree sap. What other Old Testament object used pitch? (Hint: see Genesis 6:14.)

DAY 2

1. Be sure all the glue is dry.
2. Tear a piece of paper into strips so you have at least a dozen scraps.
3. Write the names of family members and friends on the papers.
4. Store the slips of paper in the basket. Keep it near your bedside.



Want to play a game?
Scan the QR Code.



5. Select one name every night, and pray for God's protection over that person.



"THE PLAGUES"
PAGE 137

THE ACTION
BIBLE

BUGGY MIRACLES

Many of the 10 plagues God brought to punish Egypt were invasions of small creatures.

Look for hidden frogs, flies, and locusts. Can you find 10 of each pest? As a bonus, find the cow and the crocodile!



READ THE ORIGIN
STORY
EXODUS 8:1-25, 10:12-14

EXPERIENCE THE
STORY
SCAN THE QR CODE



They eat whatever
is bugging them.

FOOL'S GOLD



Aaron's idea to forge a golden calf for the Israelites to worship was a bad idea from beginning to end, horn to hoof, tip to tail.

Wind your way through this maze to find the answer to the question below.



What was the commandment that Aaron and the Israelites broke?

(Exodus 34:17)





A HOLY HOME


What kind of house would God choose? We don't have to ask because we know from the book of Exodus what He told the Israelites. (Hint: Think precious metals, special woods, and colorful fabrics.)



The tabernacle was God's special dwelling place while the Israelites meandered in the Sinai desert. The priests of Israel did their sacred duties there, like praying while incense was burning or offering sacrifices.

Here's a list of 31 words about the tabernacle. Can you find them in the puzzle? The words are forward, backward, downward, upward, and diagonal.

- | | | | | | |
|--------|-----------|-----------|------------|-----------|---------|
| ACACIA | CHERUBIM | GOLD | MERCY SEAT | POLES | SCARLET |
| ALTAR | CLASPS | INCENSE | OLIVE OIL | PURPLE | SILVER |
| ARK | CURTAINS | LAMPSTAND | ONYX | RAM SKINS | TABLE |
| BASINS | EPHOD | LINEN | PILLARS | RED | TENT |
| BLUE | GEMS | | | RINGS | VEIL |
| BREAD | GOAT HAIR | | | | |
| BRONZE | | | | | |



The leftover letters will spell out a special Bible verse. Fill them in on the following spaces.

(Exodus 40:34)

ANSWER ON PAGE 231

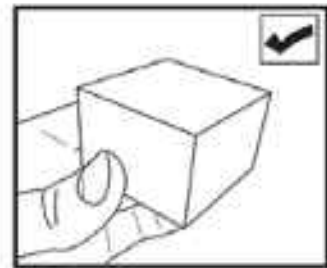
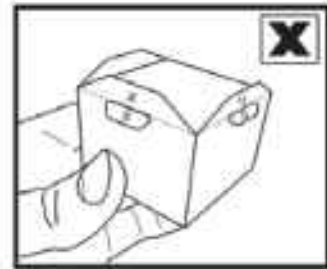

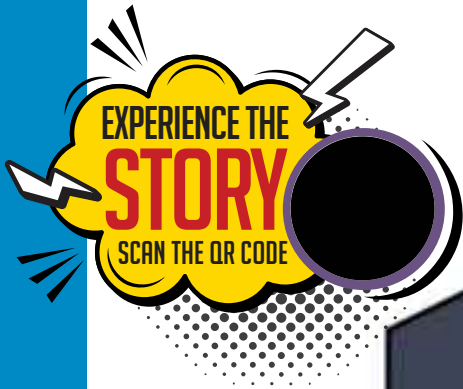
THIS MULE IS NO FOOL

God always has a way to communicate His purpose for us. In this story, He uses a donkey. The fact is, Balaam's donkey was more obedient than he was.

Listen to the audio version of this story by scanning the QR code, while you make the donkey cube craft.




First, get an adult to help you. Carefully cut out the shapes on the next page with scissors. Use a hobby knife to slit the white lines labeled with letters. (You don't need tape or glue.) Follow the directions on the cube.



What language did Balaam's donkey speak?

HEE HREW!






MYSTERIOUS MESSAGE

Have you ever heard the expression “the writing is on the wall”? It’s not talking about your sibling scribbling on the walls of your house, but instead it’s saying that the outcome of a situation is imminent or evident. And in the case of Belshazzar, it was the direst reality—God sent a hand to write a message on the wall for this evil king of Babylon.

Use the key to color in the message on the wall and discover what Belshazzar failed to do.





FIX THE FORTRESS



The walls of Jerusalem had been broken for 70 years before Nehemiah got the big idea to restore them.

Cut out the parts of the wall on the next page. Fit them in the grid to help Nehemiah and his friends finish the wall.

LIVE THE STORY

While Nehemiah was enjoying a nice job serving the king of Persia, one of his brothers, Hanani, visited from Judah and told Nehemiah about the broken-down walls of Jerusalem. That spurred Nehemiah to get the walls rebuilt. Later, Nehemiah gave Hanani a job managing the city because “he was a man of integrity and feared God more than most people do” (Nehemiah 7:2). Make a list of qualities you’d want in someone helping you with a difficult task.







SIGN OF THE DOVE

This paper dove can remind you of the Holy Spirit. Use it as a bookmark in your Bible. Or glue it to your school notebook. Or make a whole flock and give them to your friends. Or hang your flock from a coat hanger for a fabulous mobile.



GATHER

- Scissors
- A ruler with a metal or hard plastic edge to help make the folds

GO


Cut out the square on this page. Turn the square so one corner is straight up.

Download more origami sheets at the QR Code. We even have different colors!

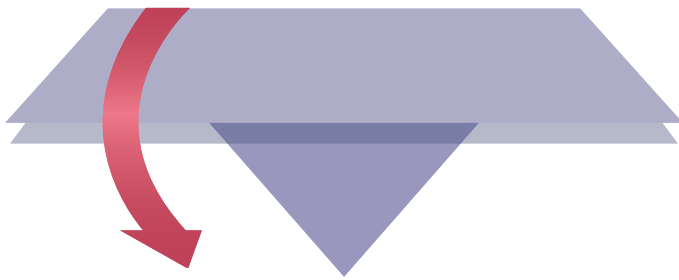






Step 1: Start with a square piece of paper.




Step 2: Fold the paper in half by folding the top corner to the bottom corner. You should have an upside-down triangle.



Step 3: Fold part of the top down so that the edge is about halfway down. Don't make this flap too thin because this will become the wings of the top of the triangle. Crease and unfold.

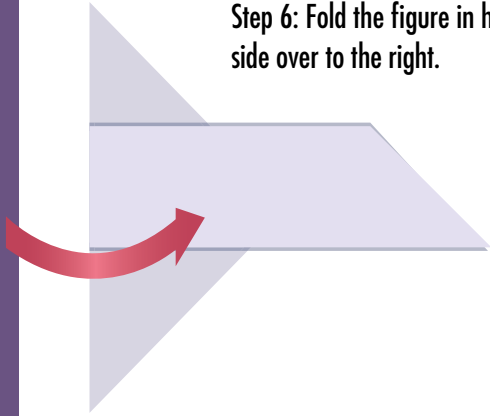


Step 4: Turn the paper over.

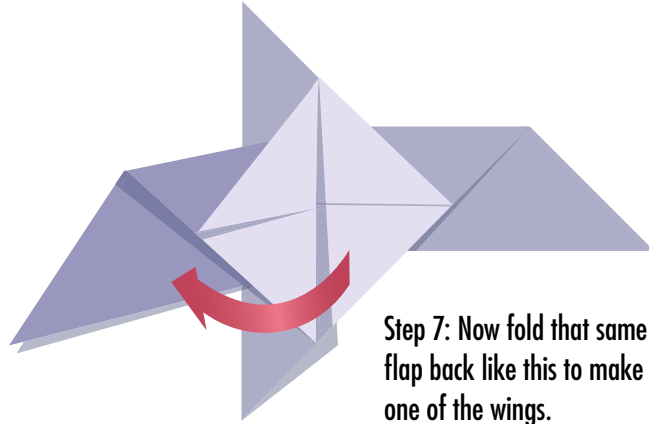


Step 5: Take the bottom corner of the top layer and fold it up like this.

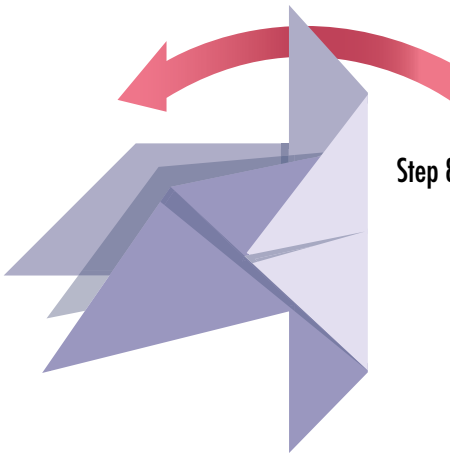
Step 6: Fold the figure in half by folding the left side over to the right.




Step 7: Now fold that same flap back like this to make one of the wings.




Step 8: Fold the other wing back also.



Step 9: Push the center of the head in and flatten. This is called an inside reverse fold.



Step 10: And tada! Your dove is finished!


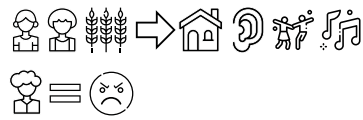
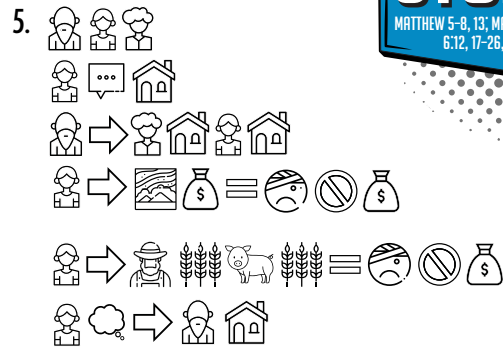






PERPLEXING PARABLES

Jesus told parables and mini sermons. What would it have looked like if Jesus had texted His teachings? See if you can match the emoji stories with their titles. Write the number of the emoji set on the line in front of the parable name in the list below.

- ___ The Wise and Foolish Builders (Matthew 7:24–27)
- ___ The Parable of the Lost Coin (Luke 15:8–10)
- ___ The Parable of the Sower (Matthew 13:1–9)
- ___ The Parable of the Lost Son (Luke 15:11–32)
- ___ The Parable of the Wandering Sheep (Matthew 18:10–14)




LIVE THE STORY

Draw your favorite parable or Bible story in emoji or comic format. Share it with a friend, and explain what that parable or story means to you and why it's your favorite.

WEAVING THROUGH WAVES


Waves and wonder! Who is this Man who can walk on water?
Help Peter walk across the Sea of Galilee . . . and meet Jesus, Master of the sea.



SEE THE STORY IN
ACTION

"WALKING ON WATER"
PAGE 632

THE ACTION
BIBLE



ANSWER ON PAGE 239



MAN WITH TWO NAMES

This guy wrote almost half the New Testament. Most know him as the apostle Paul, but before that he was called Saul. Find out more about him by completing the clues in this word-search puzzle.


Search the letter grid for the names, places, and people who are connected to Paul's story—but there's more! You'll have to figure out the clues BEFORE you look for the answers in the puzzle. Don't worry if you don't know them all. We've given you Bible verses as hints.


1. Saul watched as Stephen was stoned by the members of the Sanhedrin. What was laid at Saul's feet?
_____ (Acts 7:58)
2. _____ fell off Saul's eyes when Ananias prayed for Saul's healing. (Acts 9:18)
3. Jesus met Paul on the road to _____ . (Acts 9:3)
4. _____ : an island Paul sailed to on his first missionary journey. (Acts 13:4)
5. Paul travelled with Silas to _____ . (Acts 15:22, 40)
6. Paul's friends put him in one of these to help him escape from Damascus: _____
(Acts 9:25)
7. Paul preached about "an unknown God" here: _____ (Acts 17:22–23)
8. Paul made these to earn a living: _____ (Acts 18:3)
9. _____ was the wife of Aquilla. Both were friends of Paul.
(Acts 18:2)
10. This false goddess was worshipped in Ephesus: _____ (Acts 19:28)
11. Paul was a citizen of Israel and of _____. (Acts 22:25)
12. This man was Paul's teacher when he was young: _____ (Acts 22:3)
13. Paul's companion on his first missionary journey: _____ (Acts 13:2)
14. This man was Paul's "son" in the faith: _____
(1 Timothy 1:2)
15. Paul left this coworker in Crete: _____ (Titus 1:5)
16. Paul was brought before this Roman governor:
_____ (Acts 24:24)
17. _____ was the emperor when Paul
went to trial. (Acts 25:11)
18. Paul was shipwrecked on this island: _____ (Acts 28:1)





O R A S E A C R S S C A A A
 S C F A L M S E T T M A L G
 B B E E E E O N O D H D T I
 A A L T I A E A R T E M I S
 S R I S L T T A P T I T U S
 K N X C A O A N R P M M S I
 E A E Y M A T I I I A S C S
 T B M P A T T T S A L U A A
 C A O R G H E P C N T C L S
 N S R U I E K S I T A S E S
 C T A S U N T T L I X A S Y
 P T T M N S L A L O C M E A
 Y H T O M I T O A C S A S U
 L A E T A A H C O H A D O R

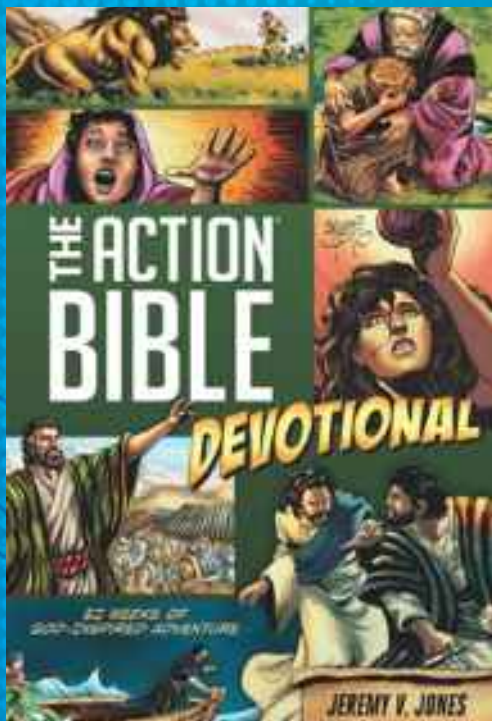




THE ACTION BIBLE HEROES AND VILLAINS

HERO OR VILLAIN? YOU DECIDE!


In this full-color guide to 75 fascinating Bible characters, readers will learn captivating facts and figures of each character, from Adam and Eve's most embarrassing moment to the details of a Roman soldier's armor.



THE ACTION BIBLE DEVOTIONAL

ADVENTURE WITH GOD ALL YEAR LONG!

With eye-popping comic illustrations and a week's worth of activities for each Bible story, *The Action Bible Devotional* gives you real-life ways to meet with God and live out His spiritual adventure every day.




THE ACTION BIBLE

THE #1 BESTSELLING BIBLE FOR KIDS

USA TODAY BESTSELLER —


The Action Bible, the all-time bestselling illustrated Bible with over 3 million copies sold, has gained a reputation for sparking excitement in kids, teens, seekers, and comic book lovers alike as they discover an adventurous life with God.



THE ACTION BIBLE FAITH IN ACTION EDITION

THE BEST INTERACTIVE BIBLE FOR KIDS!

The Action Bible: Faith in Action Edition is designed to engage young readers in God's Word through hundreds of vividly illustrated Bible stories in chronological order, activities, and games. Readers will grow in God's Word by using QR codes that provide free access to over 200 devotionals, hundreds of prayers, character stories, teaching videos, maps, timelines and much more.



THE ACTION BIBLE COLOR AND LEARN

COLOR YOUR OWN BIBLE HEROES AND BRING THEM TO LIFE!

Grab your imagination and your favorite art supplies and learn more about how God works through His people. Each time you turn the page in this fun coloring book, you'll meet another person from the Bible who tells you their story and how they were part of God's big plan.



AGES 6+

THE ACTION BIBLE GUESS-IT GAME


CAN YOU GUESS THE BIBLICAL PERSON, PLACE, OR THING? READY ... GO!

If your kids like *The Action Bible*, they'll love *The Action Bible Guess-It Game*. Testing your knowledge about the Bible has never been more easy and fun! *Guess-It Game* includes 99 oversized clue cards with 15 clues questions each and all-new art, making it perfect for traveling, family game night, or the classroom! Expand your Bible knowledge today!

THE ACTION BIBLE ESV AND NIV

THE COMPLETE ESV AND NIV STUDY BIBLES

These newly revised designs of the complete ESV and NIV translations, paired with full-color illustrations from *The Action Bible* throughout, include engaging special features such as memory verses and games to help kids ages 8 and up discover the joy of reading and understanding God's Word.



FAITH-BUILDING FUN!

Jam-packed with puzzles, games, crafts, mazes, crosswords, coloring pages, and more, *The Action Bible Ultimate Activity Book for Kids* is all about getting to know God while using your creativity—and having a blast!



Born in Brazil, Sergio Cariello had his first comic strip published in his local newspaper at age 11. He created over 3,000 illustrations for *The Action Bible*. Internationally recognized for his work with DC Comics, Marvel Entertainment, and CrossGen Entertainment, among others, Sergio loves telling people about Jesus through his art. For more on Sergio's story, visit TheActionBible.com.



Want more of *The Action Bible*? Scan the code or go to TheActionBible.com!